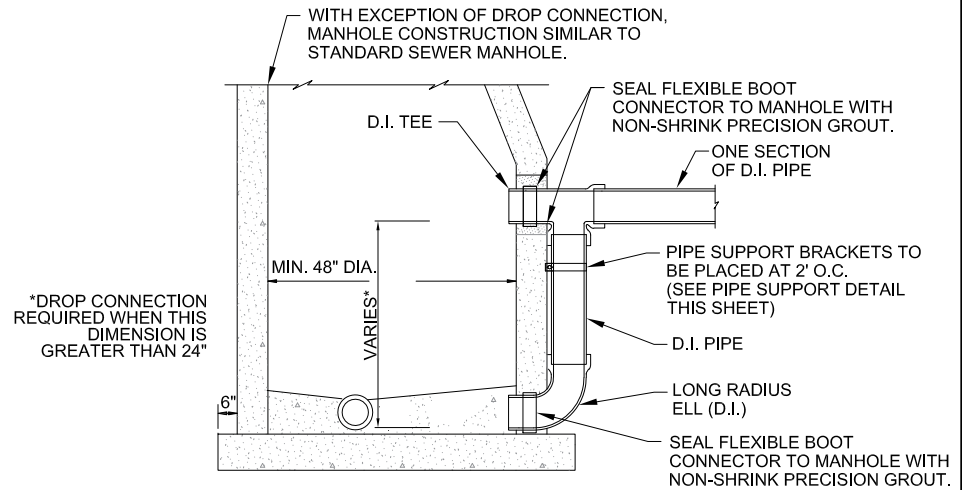


*DROP CONNECTION REQUIRED WHEN THIS DIMENSION IS GREATER THAN 24"

**DETAIL OF DROP CONNECTION
INSIDE OF MANHOLE**

N.T.S.

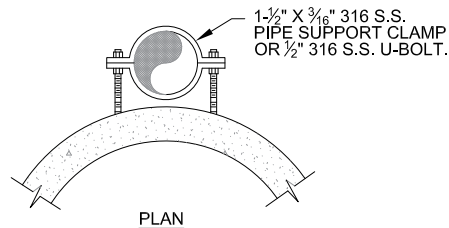


*DROP CONNECTION REQUIRED WHEN THIS DIMENSION IS GREATER THAN 24"

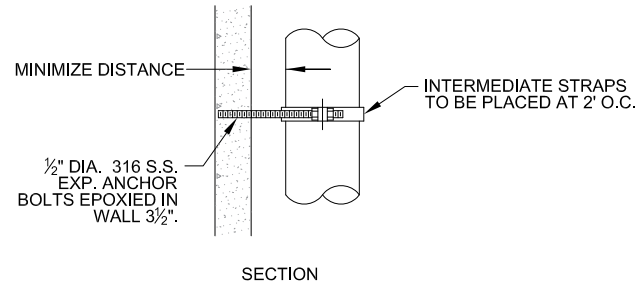
**DETAIL OF DROP CONNECTION
INSIDE OF MANHOLE**

N.T.S.

NOTE:
INSIDE DROP CONNECTION IS PREFERRED. CONTRACTOR SHALL OBTAIN APPROVAL FOR OUTSIDE DROP CONNECTION FROM RIVIERA UTILITIES PRIOR TO CONSTRUCTION.



PLAN



SECTION

PIPE SUPPORT DETAILS

N.T.S.